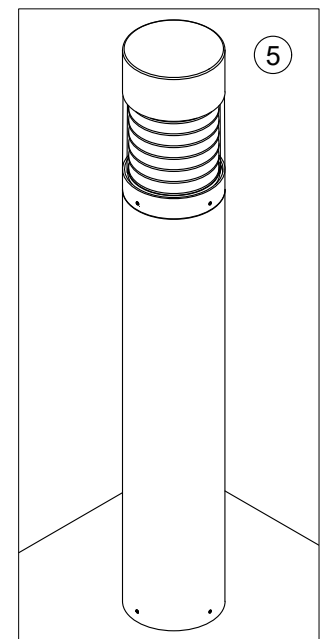
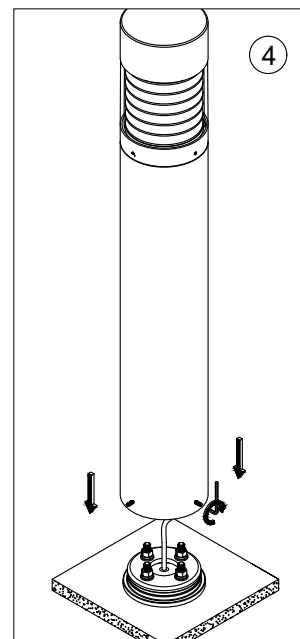
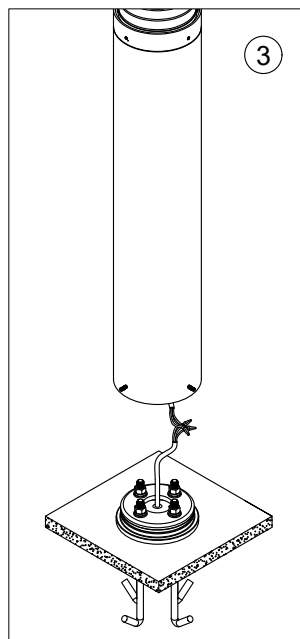
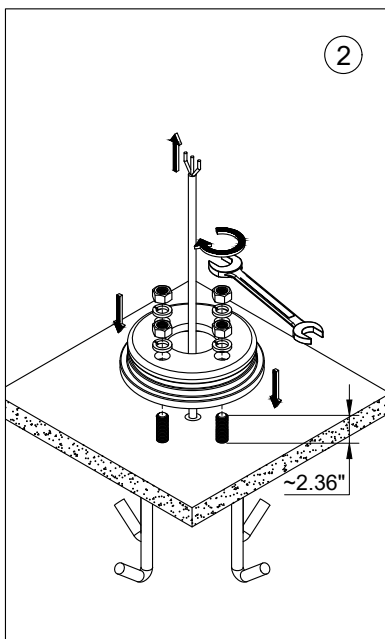
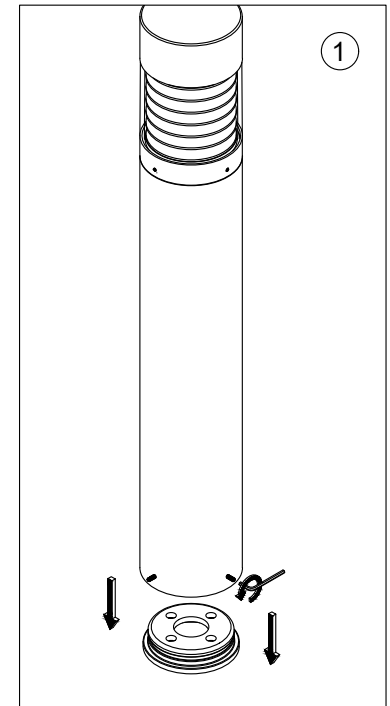
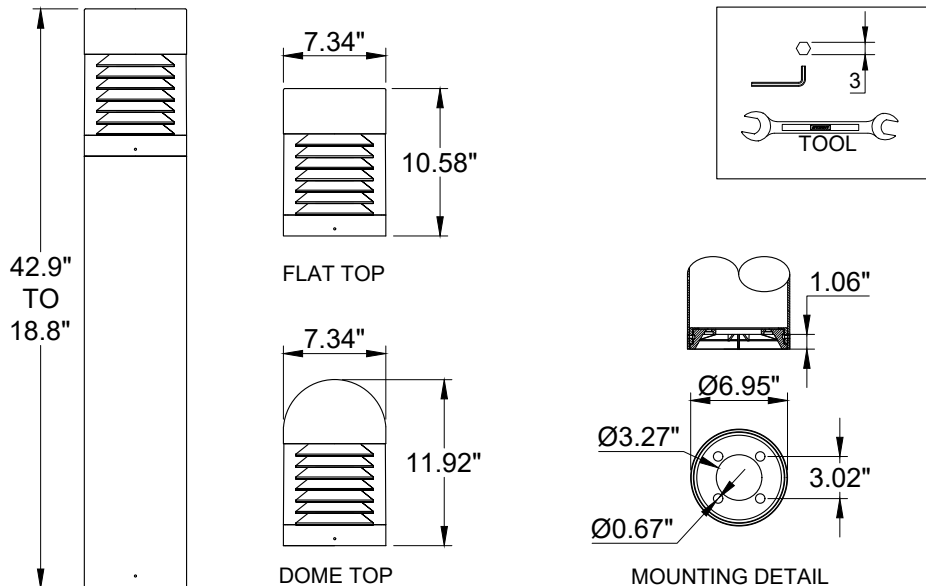


# INSTALLATION AND SERVICE MANUAL

**LIGMAN**  
LIGHTING USA

For installation of Taurus 2 Bollard Dia.7.3" LED Clear diiffuser  
Model. UTU-10157, UTU-10167 and UTU-70117

## Product drawing (dimensions) SUITABLE FOR WET LOCATIONS



### Notice to installer :

- 1.WIRING INSTRUCTIONS Warning : RISK OF FIRE AND ELECTRICAL SHOCK. : FIXTURE MUST BE INSTALLED BY A QUALIFIED ELECTRICIAN ONLY>FIXTURE IS INTENDED FOR INSTALLATION IN ACCORDANCE WITH THE NATIONAL ELECTRICAL CODE, LOCAL AND FEDERAL CODE SPECIFICATIONS. DISCONNECT POWER BEFORE SERVICING.**
- 2.This fixture has a VOLTAGE SPECIFIC BALLAST,Check that the supply voltage is the same as the installed ballast voltage.**

**Ligman Lighting USA**

7144 NE Progress Court, Hillsboro  
Oregon, 97124, USA  
Tel : 503 645 0500 | Fax : 503 645 8100